

# Great Expectations

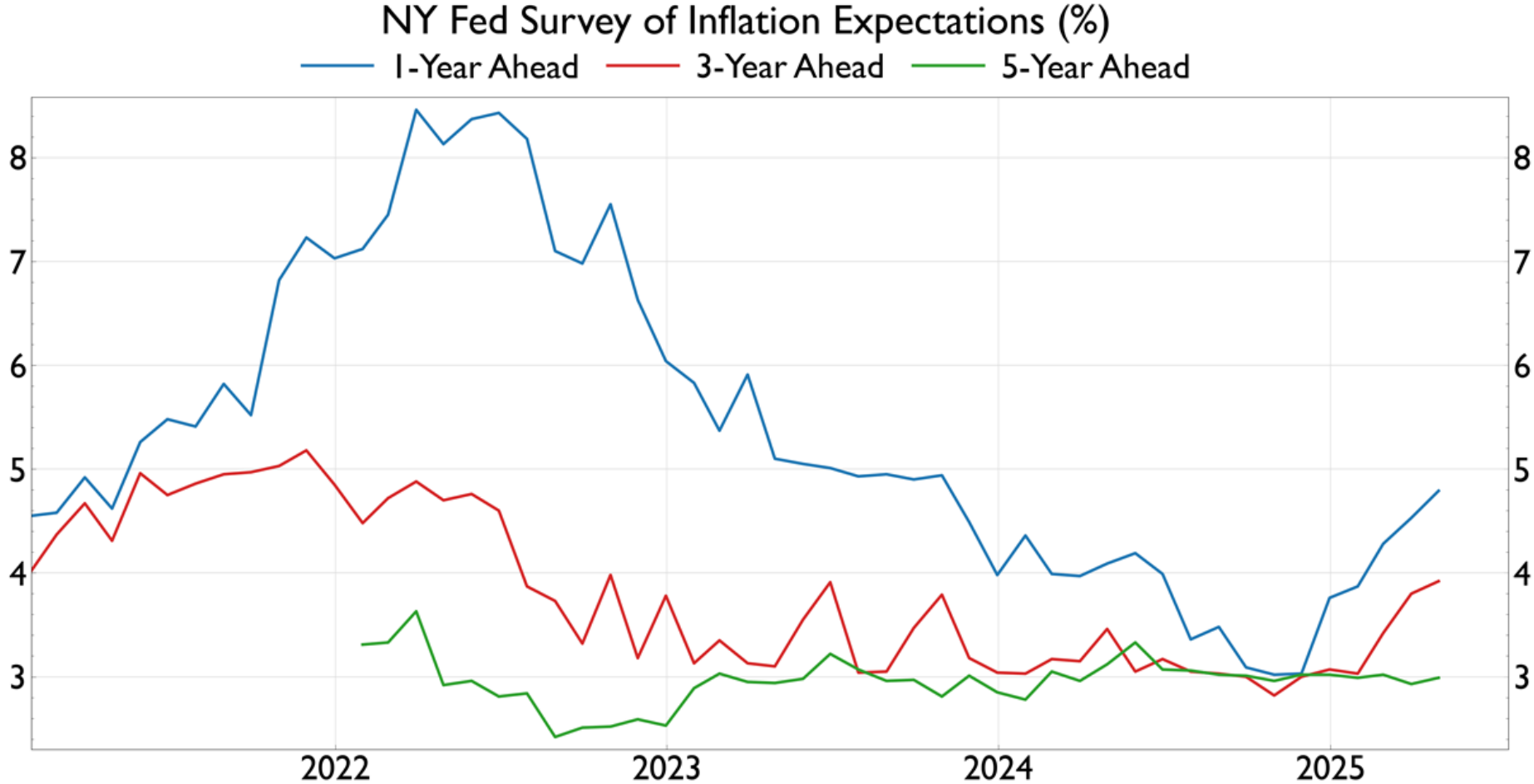
## Graphs used in the video

Gavyn Davies – Founder and Executive Chairman

Andy Bevan – Partner, Economic Advisor

30 May 2025

# Chart 1

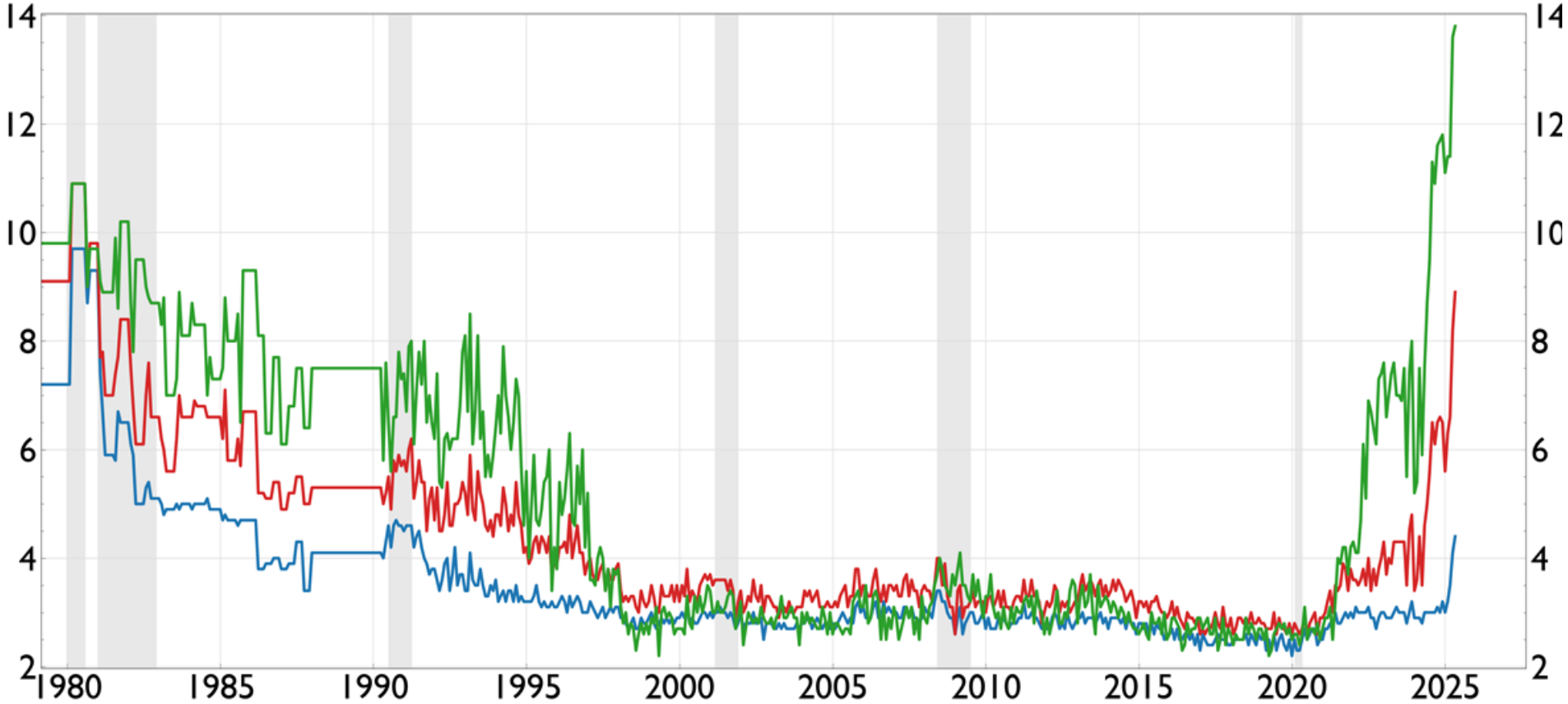


Source: Haver Analytics, Fulcrum Asset Management LLP.

# Chart 2

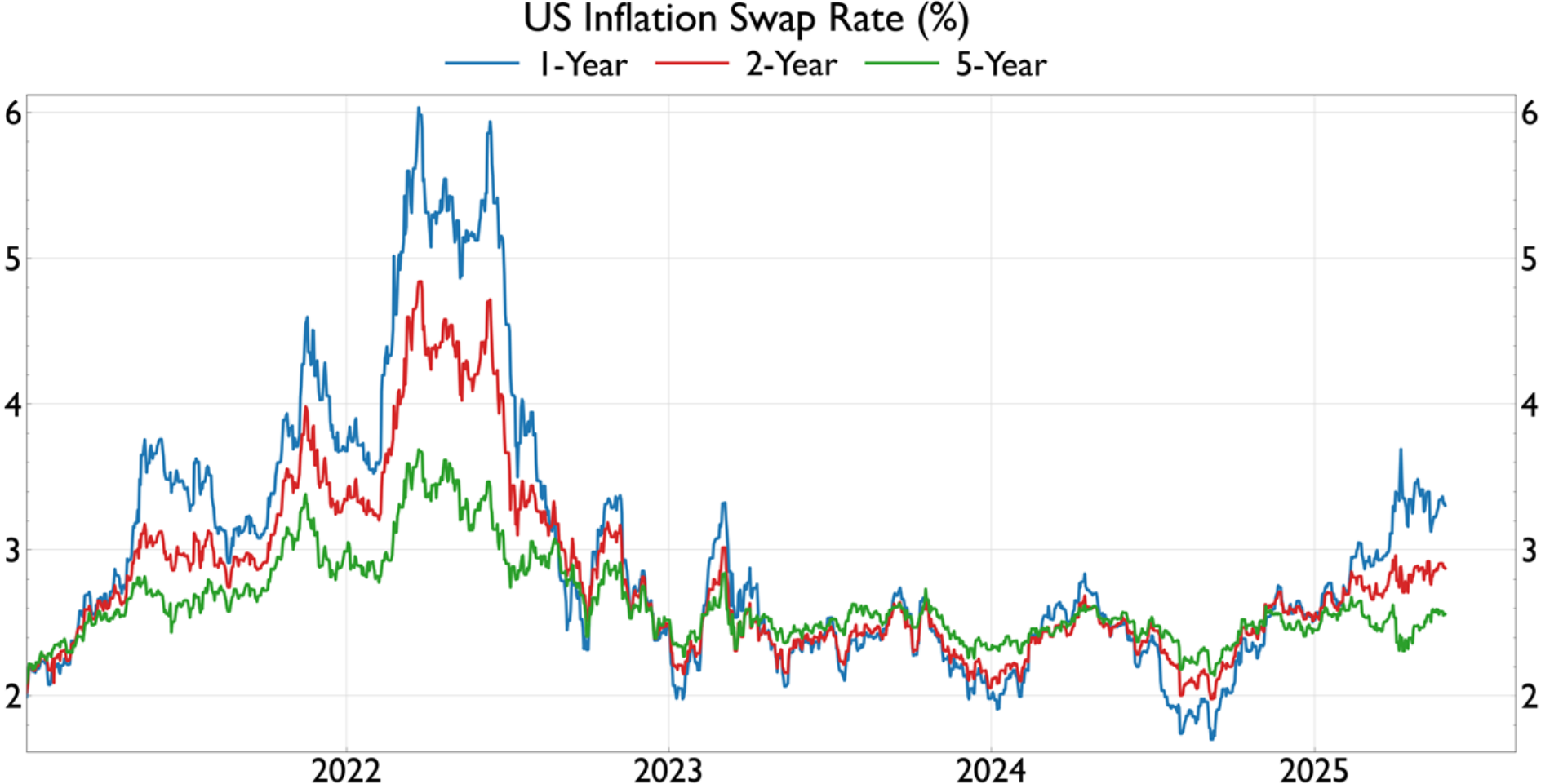
## University of Michigan, 5-10y Inflation Expectations (%)

— Median — Mean — Standard Deviation



Source: Haver Analytics, Fulcrum Asset Management LLP.

# Chart 3



Source: Bloomberg, Fulcrum Asset Management LLP.

# Disclaimer

This content is provided for informational purposes and is directed to clients and eligible counterparties as defined in Directive 2011/61/EU (AIFMD) and Directive 2014/65/EU (MiFID II) Annex II Section I or Section II or an investor with an equivalent status as defined by your local jurisdiction. Fulcrum Asset Management LLP (“Fulcrum”) does not produce independent Investment Research and any content disseminated is not prepared in accordance with legal requirements designed to promote the independence of investment research and as such should be deemed as marketing communications. This document is also considered to be a minor non-monetary (‘MNMB’) benefit under Directive 2014/65/EU on Markets in Financial Instruments Directive (‘MiFID II’) which transposed into UK domestic law under the Financial Services and Markets Act 2000 (as amended). Fulcrum defines MNMBs as documentation relating to a financial instrument or an investment service which is generic in nature and may be simultaneously made available to any investment firm wishing to receive it or to the general public. The following information may have been disseminated in conferences, seminars and other training events on the benefits and features of a specific financial instrument or an investment service provided by Fulcrum.

Any views and opinions expressed are for informational and/or similarly educational purposes only and are a reflection of the author’s best judgment, based upon information available at the time obtained from sources believed to be reliable and providing information in good faith, but no responsibility is accepted for any errors or omissions. Charts and graphs provided herein are for illustrative purposes only. The information contained herein is only as current as of the date indicated, and may be superseded by subsequent market events or for other reasons. Some of the statements may be forward-looking statements or statements of future expectations based on the currently available information. Accordingly, such statements are subject to risks and uncertainties. For example, factors such as the development of macroeconomic conditions, future market conditions, unusual catastrophic loss events, changes in the capital markets and other circumstances may cause the actual events or results to be materially different from those anticipated by such statements. In no case whatsoever will Fulcrum be liable to anyone for any decision made or action taken in conjunction with the information and/or statements in this press release or for any related damages.

Reproduction of this material in whole or in part is strictly prohibited without prior written permission of Fulcrum Copyright © Fulcrum Asset Management LLP 2025. All rights reserved.

FC1194 300525